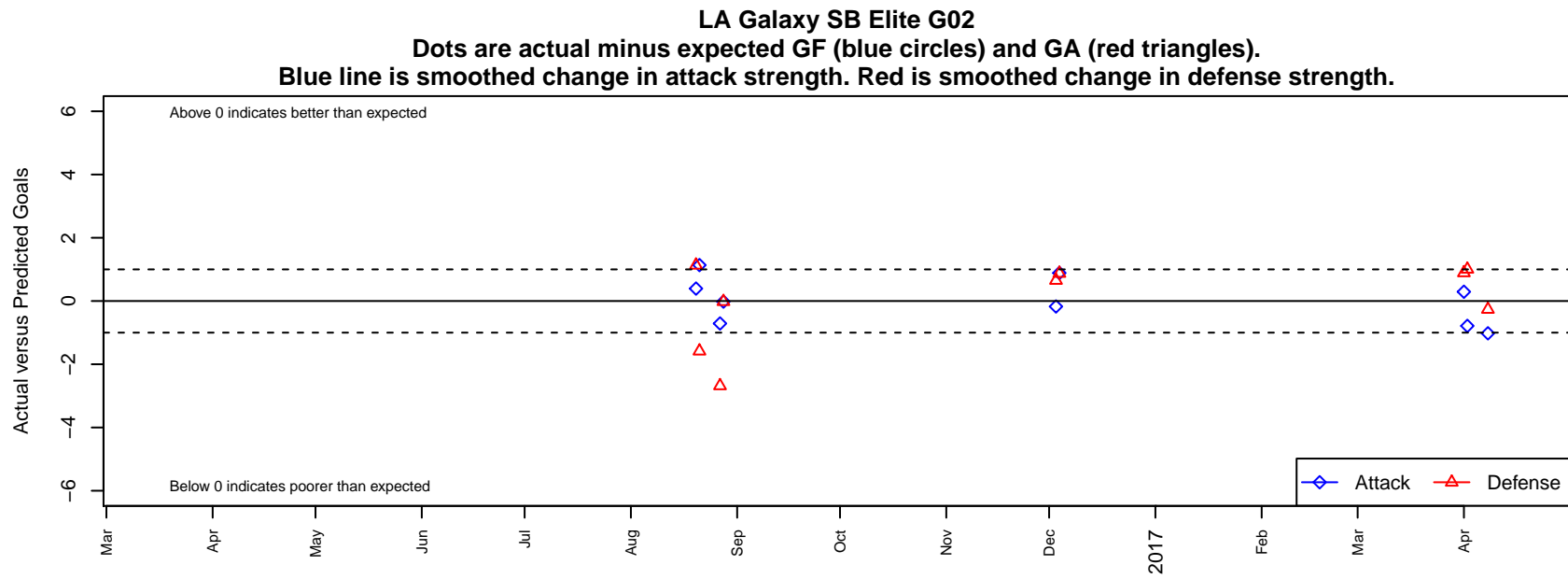


LA Galaxy SB Elite G02

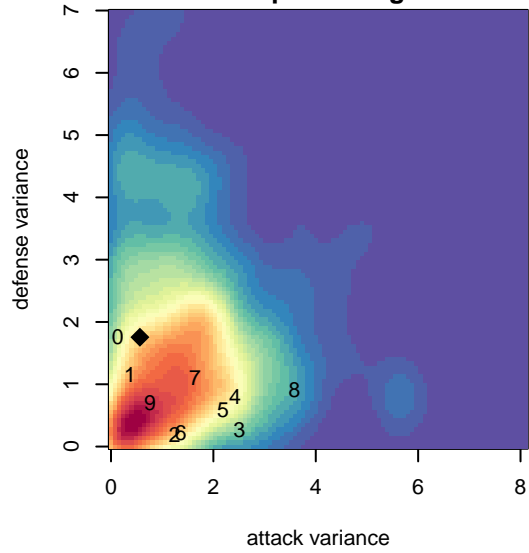
, CAS
G02 total strength=1877
attack=54.93 defense=31.84

alt names used:
LAGSB 2002 Elite

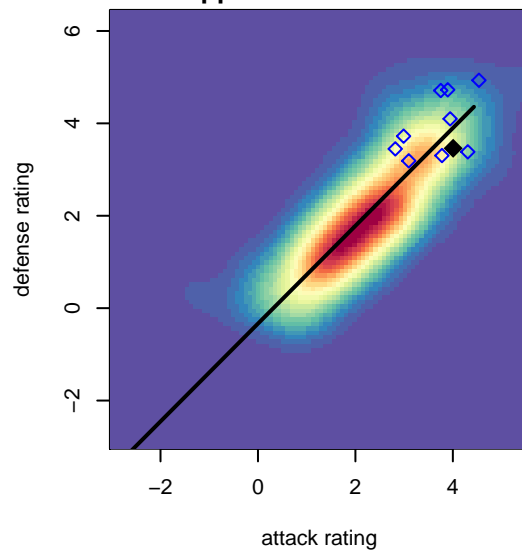
Venues played:
2016 FWRL CAS G02



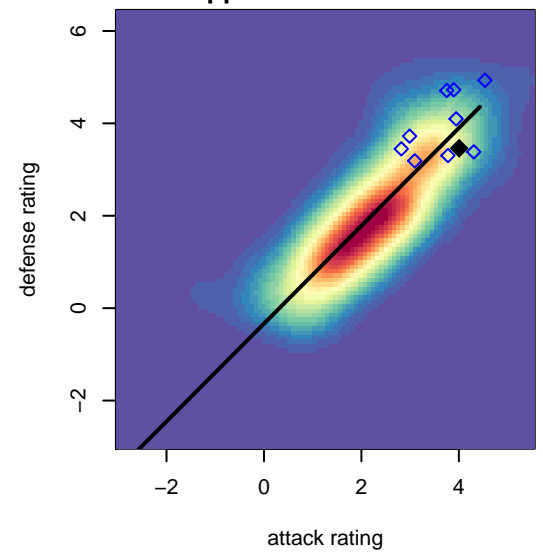
**attack and defense variance (black dot)
relative to other teams
and top 10 in region**



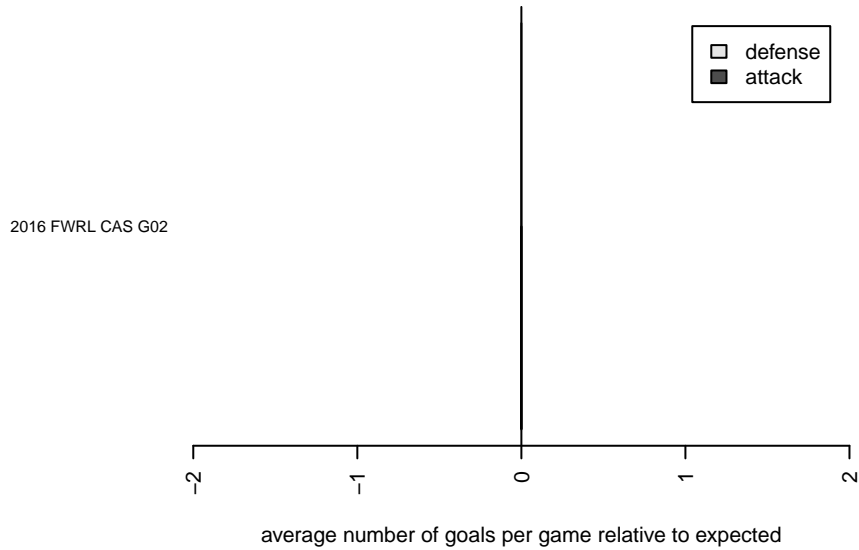
**attack and defense rating
relative to others at age
and all opponents in last 13 months**



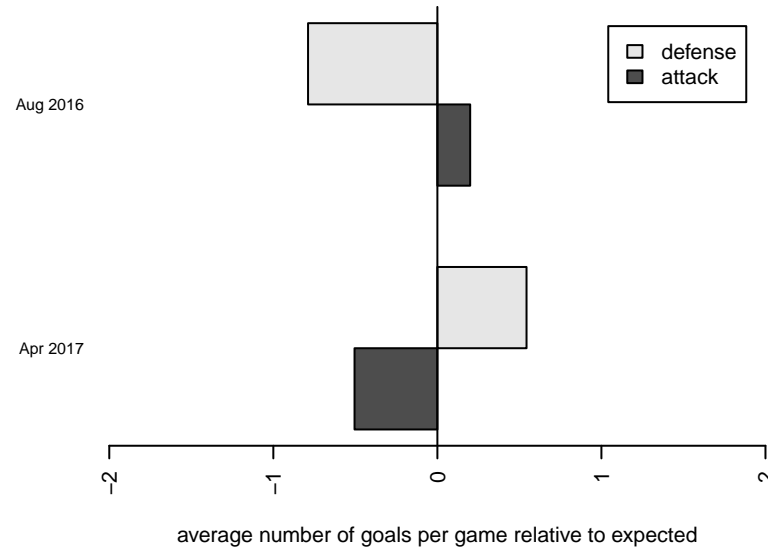
**attack and defense rating
relative to others at age
and all opponents in last 13 months**



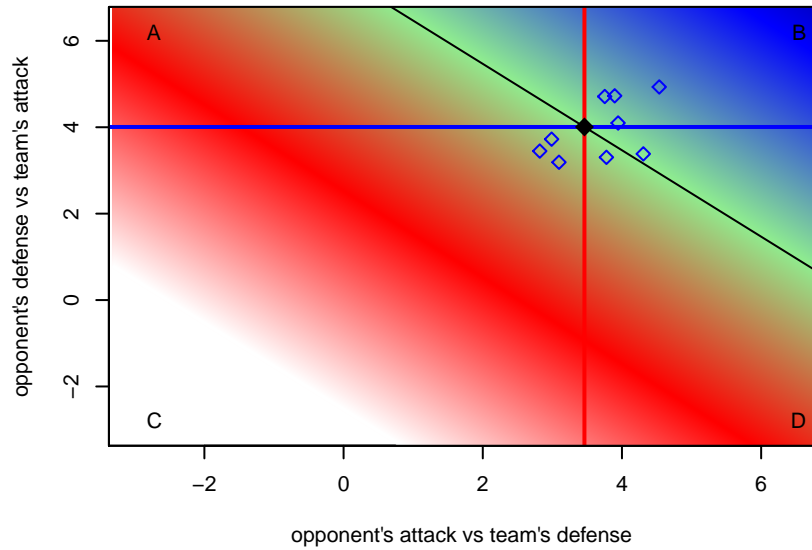
Performance relative to 13 month average



Performance relative to 13 month average



Distribution of opponents
 Red = Lose zone, Blue = Win zone, Green = Even
 Black line separates win/lose zones



lot. A=Neither has attack advantage, B=Opponent has both attack and defense advantage, C=Opponent has both attack and defense disadvantage, D=Both have

date	home		away		venue	pred.home	pred.away
2017-04-08	LA Galaxy SD Elite G02	2	LA Galaxy SB Elite G02	0	2016 FWRL CAS G02	1.73	1.02
2017-04-02	LA Galaxy SB Elite G02	0	Legends FC Academy II G02	1	2016 FWRL CAS G02	0.79	2.00
2017-04-01	Fullerton Rangers White G02	0	LA Galaxy SB Elite G02	3	2016 FWRL CAS G02	0.89	2.71
2016-12-04	LA Galaxy SB Elite G02	3	CDA Slammers SC EGSL Whittier G02	0	2016 FWRL CAS G02	2.11	0.87
2016-12-03	Beach FC SB G02	0	LA Galaxy SB Elite G02	1	2016 FWRL CAS G02	0.65	1.17
2016-08-28	LA Galaxy SB Elite G02	2	FRAM Hoffman G02	2	2016 FWRL CAS G02	2.02	1.98
2016-08-27	Beach FC Academy G02	5	LA Galaxy SB Elite G02	0	2016 FWRL CAS G02	2.32	0.71
2016-08-21	LA Galaxy SB Elite G02	3	Albion SC Academy G02	4	2016 FWRL CAS G02	1.86	2.42
2016-08-20	Legends FC Academy G02	2	LA Galaxy SB Elite G02	1	2016 FWRL CAS G02	3.13	0.61